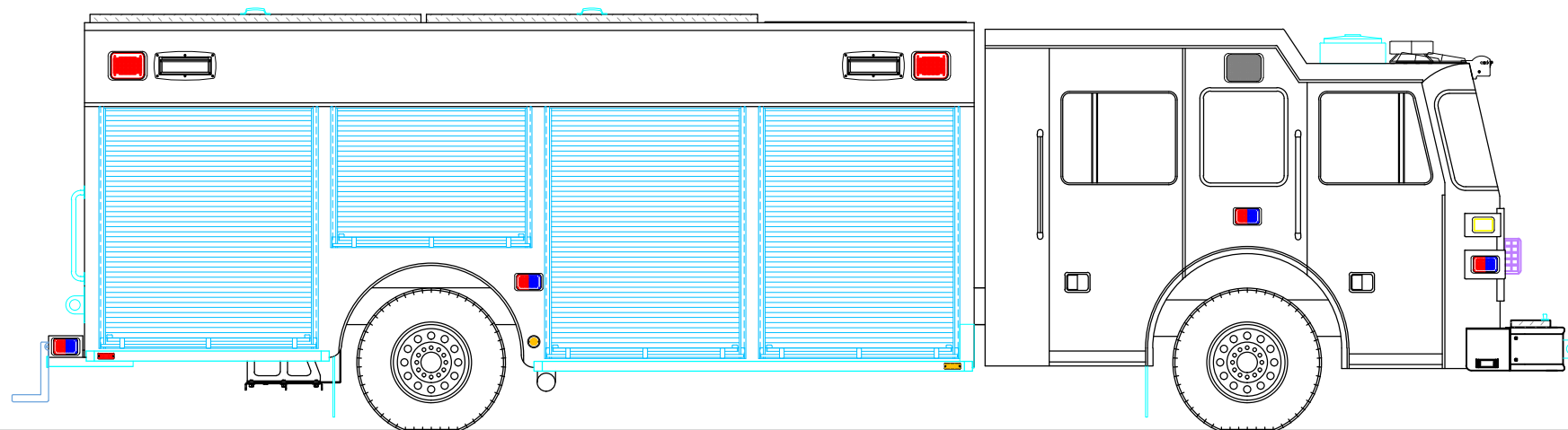
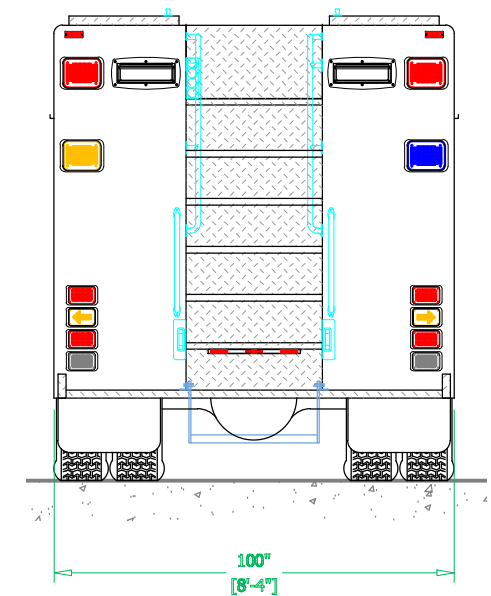
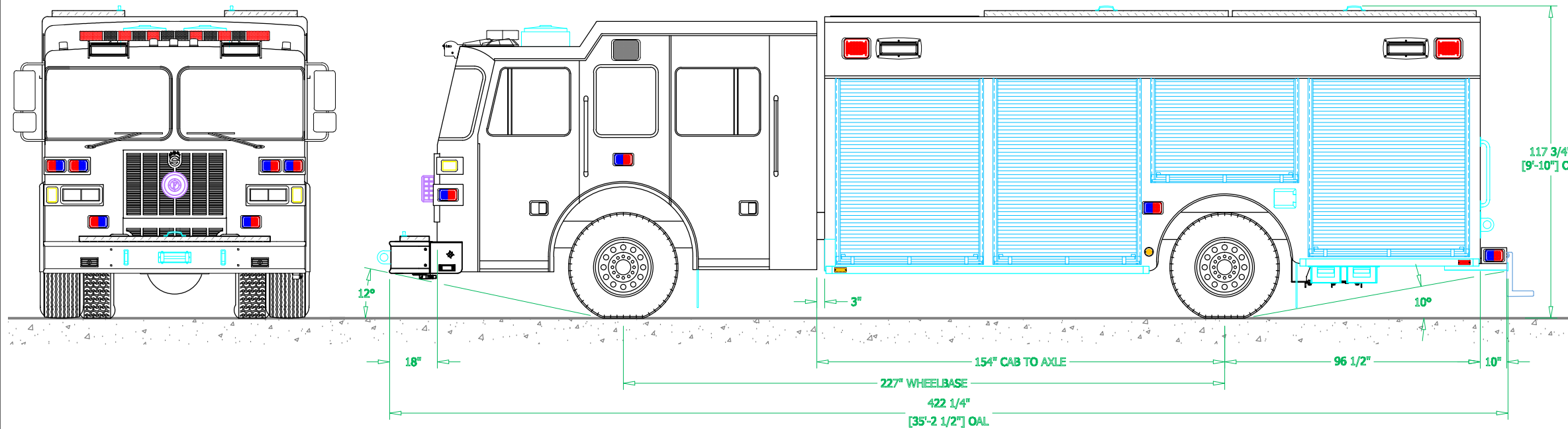
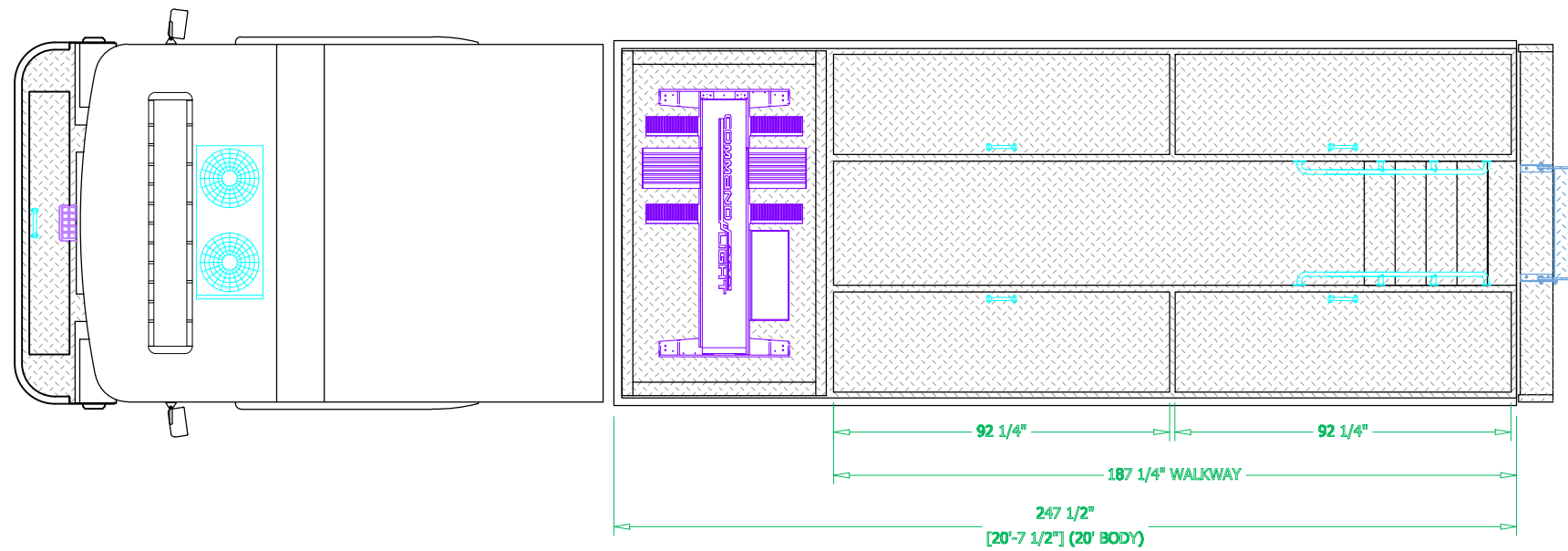


PRELIMINARY DRAWING - FOR LAYOUT PURPOSES ONLY

| REVISIONS | | | |
|-----------|-------------|------|----|
| REV | DESCRIPTION | DATE | BY |
| | | | |

NOTE 1: Do not scale drawing. This drawing is for general truck configuration only. All items and dimensions shown are approximate and may vary with final production. The drawing may not provide illustration for all items in the specification. In all situations where the drawing may contradict the specifications, the specifications shall prevail. This drawing and all data herein are provided as confidential materials and shall not be reproduced without written consent of the manufacturer.

NOTE 2: Chassis frame height will change due to axle characteristics, loading and tire dimensions which will effect the overall height dimension shown. Any overall height restrictions should take this into consideration and allow approximately 2-3 inches of tolerance.



THIS PRINT IS PROVIDED ON A RESTRICTED BASIS AND IS NOT TO BE USED IN ANY WAY DETRIMENTAL TO THE INTEREST OF SUTPHEN CORPORATION.

SUTPHEN CORPORATION
 FIRE APPARATUS SINCE 1890
 7000 COLUMBUS-MARYSVILLE ROAD
 AMLIN, OHIO 43002

**CLAYTON
 FIRE DEPARTMENT**

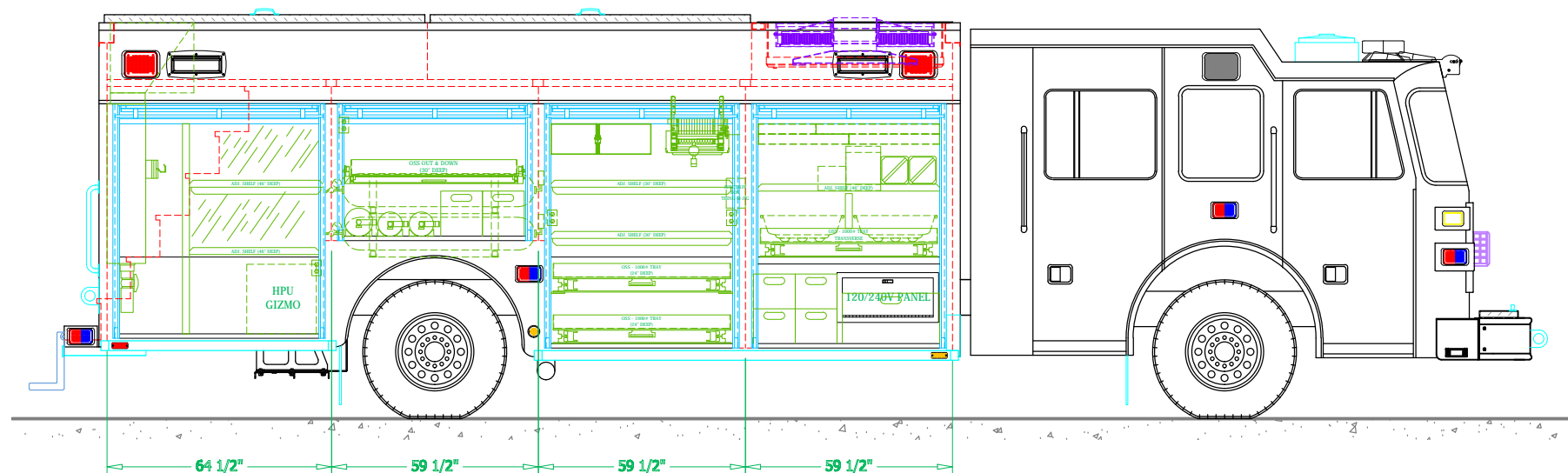
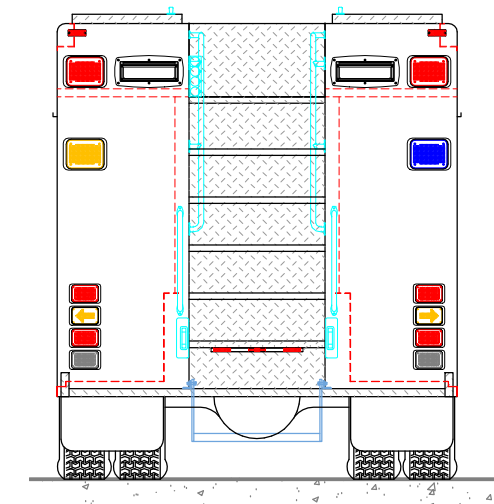
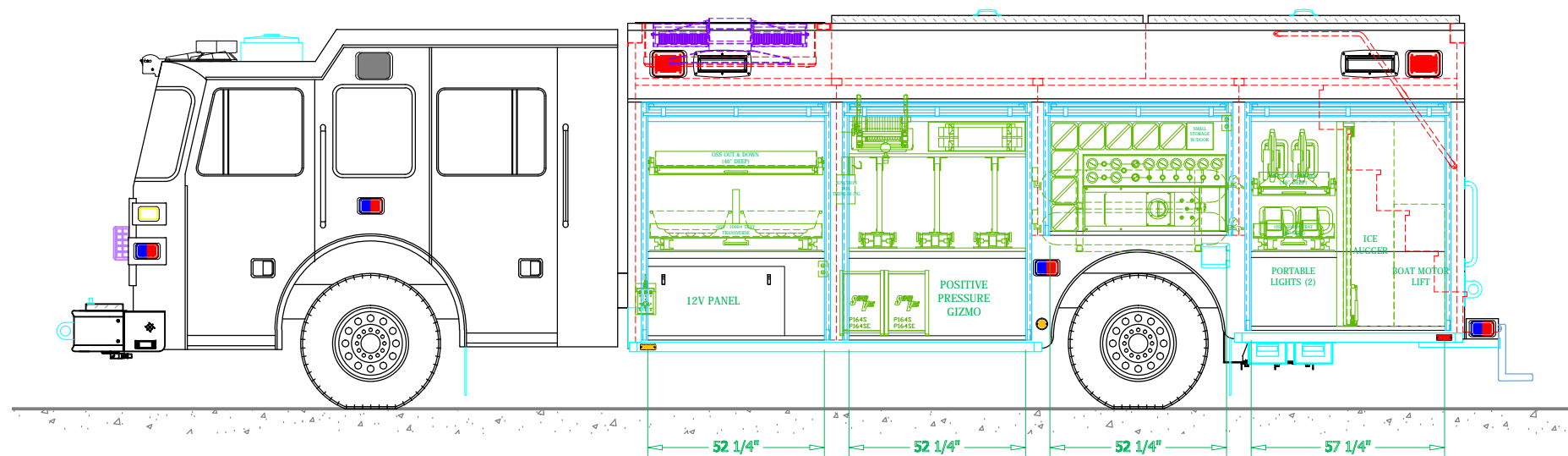
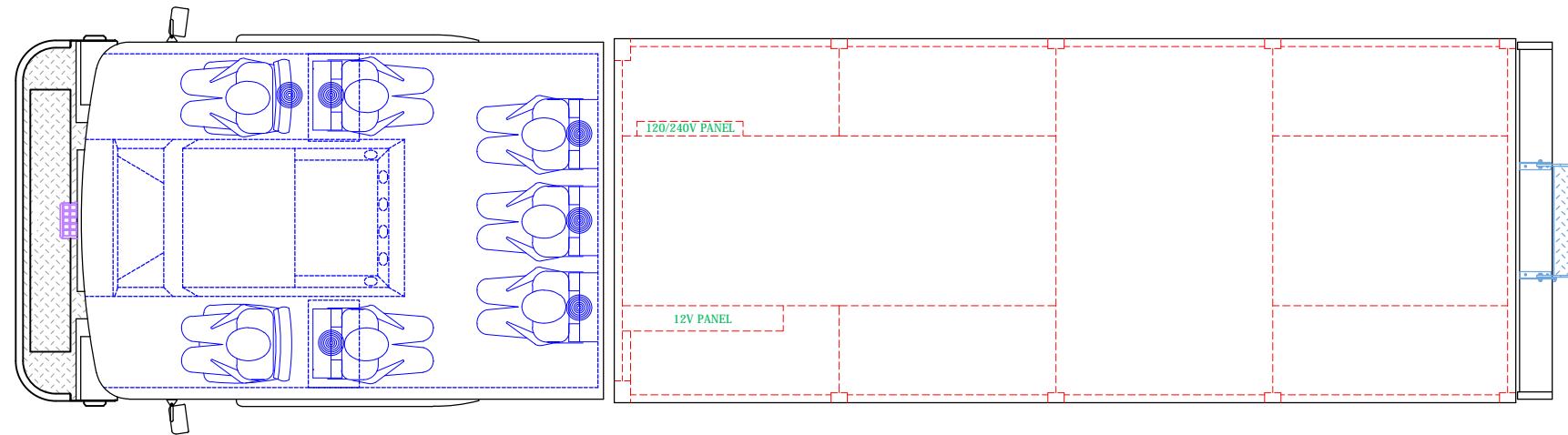
| | |
|-------------------------------|-------------------------------|
| BODY SIZE: 20' BODY | UNIT TYPE: HEAVY RESCUE |
| BODY MATERIAL: 3/16" ALUMINUM | TRUCK NO: SVI #100X |
| CHASSIS TYPE: SUTPHEN | WHEELBASE: SEE DWG |
| 73" | CAB TO AXLE: SEE DWG |
| 10" RR | OVERALL LENGTH (OAL): SEE DWG |
| FOUR DOOR | OVERALL WIDTH (OAW): SEE DWG |
| | OVERALL HEIGHT (OAH): SEE DWG |

DRAWN BY: HDR DATE: June 9, 2015 SCALE: 1/4" = 1'-0"
 DRAWING NO: Clayton_NY_hr_PreCont1 SHEET 1 OF 2

PRELIMINARY DRAWING - FOR LAYOUT PURPOSES ONLY

| REVISIONS | | | |
|-----------|-------------|------|----|
| REV | DESCRIPTION | DATE | BY |
| | | | |

NOTE 1: Do not scale drawing. This drawing is for general truck configuration only. All items and dimensions shown are approximate and may vary with final production. The drawing may not provide illustration for all items in the specification. In all situations where the drawing may contradict the specifications, the specifications shall prevail. This drawing and all data herein are provided as confidential materials and shall not be reproduced without written consent of the manufacturer.



THIS PRINT IS PROVIDED ON A RESTRICTED BASIS AND IS NOT TO BE USED IN ANY WAY DETRIMENTAL TO THE INTEREST OF SUTPHEN CORPORATION.

SUTPHEN CORPORATION
 FIRE APPARATUS SINCE 1890
 7000 COLUMBUS-MARYSVILLE ROAD
 AMLIN, OHIO 43002

**CLAYTON
 FIRE DEPARTMENT**

| | |
|--------------------------------------|--------------------------------------|
| BODY SIZE: 20' BODY | UNIT TYPE: HEAVY RESCUE |
| BODY MATERIAL: 3/16" ALUMINUM | TRUCK NO: SVI #100X |
| CHASSIS TYPE: SUTPHEN | WHEELBASE: SEE DWG |
| 73" | CAB TO AXLE: SEE DWG |
| 10" RR | OVERALL LENGTH (OAL): SEE DWG |
| FOUR DOOR | OVERALL WIDTH (OAW): SEE DWG |
| | OVERALL HEIGHT (OAH): SEE DWG |

DRAWN BY: **HR** DATE: **June 9, 2015** SCALE: **1/4" = 1'-0"**
 DRAWING NO: **Clayton_NY_hr_PreCont1** SHEET **2 OF 2**